



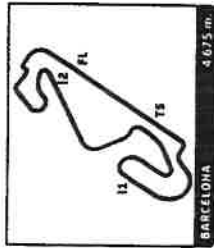
CAMP. REGIONAL - CATALÀ DE VELOCITAT
CIRCUIT DE BARCELONA - CATALUNYA
Carrera 1 (12 Laps, 56.0 km. / Max. 25 Minutes)
Final Classification

No Drivers	Team	Car	Cl.	Laps	Total Time	Gap	Kph	Best Lap			
								Lap	Time	Kph	
1	M. RIERA BANTI	ESCUADERIA BAK EMPORDIA	BMW M3 F44	3	10	26:11.508	-	106.8	9	1:59.263	141.1
2	F. COMENDADOR ROMERO	ODE DIVERSIUM SPORT	NISSAN GTR R35	5	10	26:20.777	+9.269	106.1	9	1:59.347	141.0
3	L. PUTIGAL	MOTOR CLUB SABADELL	PEUGEOT 208 RACING CUP	4	10	26:21.776	+10.268	106.1	10	2:00.523	139.6
4	L. GARCIA GARCIA	ESCUADERIA LE MANS	PEUGEOT R11 R111 073 CUP1	5	10	26:27.410	+15.902	105.7	9	2:03.871	135.9
5	L. DIAZ GUERRA GONZALEZ	MOTOR CLUB SABADELL	PEUGEOT 208 RACING CUP	4	10	26:32.290	+20.782	105.4	9	2:04.129	135.6
6	J. CICUÉNDEZ GALLEGO	SLT RACING	RENAULT CLIO CUP IV	3	10	26:47.165	+35.657	104.4	8	2:07.614	131.9
7	J. MOLINA VILCHES	PARADISIA MOTORSPORT	CUPRA TCR	TCR	10	26:50.299	+38.791	104.2	9	2:08.955	130.5
8	V. VALLES PERA	PRC COMPETICION	FORD Fiesta ST	2	10	26:50.807	+39.299	104.2	8	2:08.985	130.5
9	F. LAGARDI RIBAS / F. GUALS INTERDOLDES	RCJ JUNIOR TEAM	RENAULT CLIO CUP IV	3	10	26:53.683	+42.175	104.0	10	2:08.804	130.7
10	J. BORRELL DANIEL	MOTOR CLUB SABADELL	RENAULT CLIO CUP IV	3	10	26:59.358	+47.850	103.6	8	2:09.323	130.1
11	L. LÓPEZ AMÓS / A. RODRIGUEZ SASTRE	R.A.C. CIRCUITO GONDARRO	PORSCHE 911R CS	CLA	10	27:00.137	+48.629	103.6	8	2:10.717	128.8
12	D. OLIVER PONZ	R.A.C. CIRCUITO GONDARRO	RENAULT CLIO CUP IV	3	10	27:00.753	+49.245	103.5	8	2:09.799	129.7
13	J. VECINO CARO	MOTOR CLUB SABADELL	RENAULT CLIO CUP IV	3	10	27:01.159	+49.651	103.5	5	2:08.987	130.5
14	B.J. MOMENO GARCIA	ESCUADERIA GREGOS	PEUGEOT 208	2	10	27:01.862	+50.354	103.5	5	2:10.364	129.1
15	G. ASO ARJOL / C. SANZ MOSTAJO	ATONOVIA CLUB BARCELONA	HYUNDAI COUPE	2	10	27:03.290	+51.882	103.4	9	2:11.010	128.5
16	J. GAMÓN AGUINAGALDE	R.A.C. CIRCUITO GONDARRO	MERCEDES AMG	CLA	10	27:10.397	+58.889	102.9	10	2:12.565	127.0
17	J. CASTAÑO RODRIGO	IQAR MOTORSPORT	HONDA S2000	2	10	27:10.888	+59.380	102.9	8	2:12.372	127.1
18	F. DOMÍNGUEZ MOLINA	SLT RACING	HYUNDAI COUPE	2	10	27:11.595	+1:00.087	102.8	8	2:12.078	127.4
19	J. FERRER RIBES / F. BENEJORN GONZALEZ	ATONOVIA CLUB BARCELONA	HYUNDAI COUPE	2	10	27:12.169	+1:00.661	102.8	8	2:12.713	126.8
20	M. FIGUEROA BLASCO	IQAR MOTORSPORT	HONDA CIVIC	1	10	27:28.360	+1:16.852	101.8	9	2:15.621	124.1
21	A. GARCIA COMA	TH TRUCKS TEAM	HONDA CIVIC	1	10	27:30.638	+1:19.130	101.6	8	2:17.777	122.2
22	D. DE SOUSA URGEL	SLT RACING	MINI COOPER	2	10	27:43.964	+1:32.456	100.8	8	2:17.161	122.7
23	M. GARCIA ROJALS	MARC GARCIA ROJALS	HONDA CIVIC	1	10	27:48.569	+1:37.061	100.6	8	2:19.180	120.9
24	A. MESQUITA DE QUEBROS	MOTOR CLUB COSTA DE ADARÀ	TOYOTA MR 2	2	10	27:53.620	+1:42.112	100.3	10	2:24.609	116.9
25	L. APARICIO ANGLÉS	R.A.C. CIRCUITO GONDARRO	BMW 318i	CLA	10	27:55.129	+1:43.621	100.2	10	2:24.975	116.1
26	S. SANJAUD ENRIQUE / F. BENEJORN GONZALEZ	R.A.C. CIRCUITO GONDARRO	BMW M3	CLA	10	28:01.557	+1:50.049	99.8	5	2:06.111	133.5
27	A. ARMENDÁIZ SAIZ	ESCUADERIA LADUN ARTEA	CITROËN SABO V15	1	10	28:02.543	+1:51.035	99.7	8	2:19.674	120.5
28	J. LAHOZ MARTÍN	MOTOR CLUB COSTA DE ADARÀ	ALFA ROMEO GTV 1200 V16	CLA	10	28:10.174	+1:58.666	99.3	9	2:27.893	113.8
29	E. PALACIOS PERECAS	ESCUADERIA MEDITERRANEO	HYUNDAI GETZ COOPA	1	10	28:46.387	+2:34.759	97.2	8	2:26.771	114.7
30	F. PÉREZ DE LA HOZ	SLT RACING	PEUGEOT 206	1	9	29:43.472	1 Lap	97.8	8	2:28.067	113.7
31	M. OLIVA GONZALEZ / A. GARCÍA ECHEVARRI	ATONOVIA CLUB BARCELONA	HYUNDAI ACCENT CUP FASE 3	1	9	27:05.703	1 Lap	92.9	8	2:45.644	101.6
32	D. ASENSIO APELLÁNIZ	COVARR RAID SPORT	RENAULT CLIO CUP IV	3	8	23:27.726	2 Laps	99.5	8	2:07.161	132.4
Not classified											
813	J. ARIAS PÉREZ	JUAN CARLOS ARIAS PÉREZ	CORSETTA G50	3	5	27:06.606			2	2:58.730	94.2
12	B. FONTÁN ALCALDE	CLUB JARAMA SPORT	RENAULT CLIO CUP IV	3	1	3:24.672					
22	G. DEL MORAL GARCIA	CLUB JARAMA SPORT	HYUNDAI ACCENT CUP FASE 3	1							
Not Started											
4	L. RIVERA SUBIRÁ	R.A.C. CIRCUITO GONDARRO	CORSETTA G55 GT4	3							

Pole Position:	Eihan MUNIESA EJARQUE	2:03.874	135.9 Kph
Fastest Lap:	Lap 9 Marc RIERA BANTI	1:59.263	141.1 Kph



TROFEO VELOCIDAD
CIRCUIT BARCELONA CATALUNYA 2022



CAMP. REGIONAL - CATALÀ DE VELOCITAT
CIRCUIT DE BARCELONA - CATALUNYA
Carrera 2 (10 Laps, 46.6 km. / Max. 25 Minutes)

Final Classification

No Drivers	Team	Car	Cl.	Laps	Total Time	Gap	Kph	Lap Time	Best Lap
1	31 M. RIERA BANTI	BMW M3 E46	3	10	20:03.791	-	139.4	4	1:58.785 141.7
2	26 L. PUJGMAL	PEUGEOT 206 RACING CUP	4	10	20:21.955	+18.164	137.3	9	1:59.927 140.3
3	7 F. COMENDADOR ROMERO	NISSAN GTR R35	5	10	20:35.073	+31.282	135.8	3	2:00.151 140.1
4	88 L. LÓPEZ ANÓS / A. RODRÍGUEZ SASTRE	PORSCHÉ 988 CS	CLA	10	20:43.173	+39.382	135.0	5	1:59.056 141.4
5	32 I. DIAZ-GUERRA GONZALEZ	PEUGEOT 308 RACING CUP	4	10	21:06.651	+1:02.860	132.5	9	2:03.832 135.9
6	5 E. MIRESA ENRIQUE / H. MIRESA ENRIQUE	BMW M3	CLA	10	21:10.897	+1:07.106	132.0	5	2:04.564 135.1
7	56 L. GARCÍA GARCÍA	PORSCHÉ 911 R91 GT3 CUP	5	10	21:26.840	+1:23.049	130.4	10	2:06.047 133.5
8	79 J. CUCUENDEZ GALLEGO	RENAULT CUP CUP IV	3	10	21:34.281	+1:30.460	129.6	4	2:07.440 132.1
9	30 V. VALLÉS PIERA	FORD FIESTA ST	2	10	21:45.746	+1:41.955	128.5	3	2:08.503 131.0
10	9 J. VECINO CARO	RENAULT CUP CUP IV	3	10	21:46.302	+1:42.511	128.4	4	2:08.272 131.2
11	36 J. MOLINA VILCHES	CUPRA TCR	TCR	10	21:50.606	+1:46.815	128.0	7	2:08.841 130.6
12	1 Á. GAMÓN AGUINAGALDE	MERCEDES AMG	CLA	10	21:55.245	+1:51.454	127.6	3	2:09.685 129.8
13	6 J. BORRELL DANIEL	RENAULT CUP CUP IV	3	10	21:55.650	+1:51.859	127.5	10	2:09.124 130.3
14	8 J. MORENO GARCÍA	PEUGEOT 205	2	10	22:00.678	+1:56.887	127.0	5	2:10.419 129.0
15	121 J. CASTAÑO RODRIGO	HONDA S2000	2	10	22:03.732	+1:59.941	126.7	8	2:09.965 129.5
16	813 J. ARIAS PÉREZ	GINETTA G50	5	10	22:14.577	+2:10.786	125.7	4	2:09.573 129.9
17	40 J. FONRTE MÉRIZ / F. ECHIGOYEN CORTÉS	HYUNDAI COUPE	2	9	20:04.269	-	125.3	3	2:12.225 127.3
18	8 L. LAZARO BIAS / C. QUIJUZ RODRÍGUEZ	RENAULT CUP CUP IV	3	9	20:06.804	-	125.1	9	2:10.612 128.9
19	11 D. OLIVER PONZ	RENAULT CUP CUP IV	3	9	20:08.857	-	124.9	7	2:11.291 128.2
20	24 F. DOMÍNGUEZ MOLINA	HYUNDAI COUPE	2	9	20:24.489	-	123.3	3	2:13.159 126.4
21	17 M. FIGUEROA BLASCO	HONDA CIVIC	1	9	20:30.983	-	122.6	3	2:13.935 125.7
22	37 D. DE SOUSA URGEL	MINI COOPER	2	9	21:01.107	-	119.7	4	2:17.307 122.6
23	124 M. GARCÍA ROJALS	HONDA CIVIC	1	9	21:01.370	-	119.7	8	2:17.538 122.4
24	90 A. GARCÍA COMA	HONDA CIVIC	1	9	21:11.198	-	118.7	4	2:18.307 121.7
25	35 A. MESQUITA DE QUEIROS	TOYOTA MR2	2	9	21:30.767	-	116.9	4	2:19.637 120.5
26	22 G. DEL MORAL GARCÍA	HYUNDAI ACCENT CUP FASE 2	1	9	21:36.599	-	116.4	4	2:20.556 119.7
27	10 A. ARMENDÁRIZ BAILE	CITROËN SAMO VTS	1	9	22:00.086	-	114.4	4	2:21.781 118.7
28	2 M. OLIVA GODED / K. GUINÓN ECHANIZ	HYUNDAI ACCENT FASE B	1	9	22:05.259	-	113.9	4	2:23.814 117.0
29	38 L. APARICIO ANGLÉS	BMW 318 IS	CLA	9	22:45.927	-	110.5	6	2:24.251 116.7
30	21 G. ASO ARJOL / C. SANZ MOSTAJO	HYUNDAI COUPE	2	8	20:03.483	-	111.4	3	2:20.032 120.2
31	20 J. LAHOZ MARTÍN	ALFA ROMEO GTV 1.750 1P S	CLA	8	20:56.451	-	106.7	2	2:30.846 111.6
32	14 E. PALACIOS PERICAS	HYUNDAI GETZ COPA	1	8	22:54.781	-	97.6	3	2:46.234 101.2

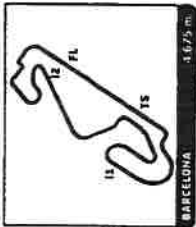
Not Started

15 D. ASENSIO APELLÁNIZ	RENAULT CUP CUP IV	3
12 B. FONTÁN ALCALDE	RENAULT CUP CUP IV	3
3 F. PÉREZ DE LA HOZ	PEUGEOT 206	1

Pole Position:	Álvaro RODRÍGUEZ SASTRE	1:57.971	142.7 Kph
Fastest Lap:	Marc RIERA BANTI	1:58.785	141.7 Kph



V-LINE DRG.



OPEN OLDTIMER
CIRCUIT DE BARCELONA - CATALUNYA
 Carrera 2 (12 Vits., 56.0 km. / Max. 30 Minutos)

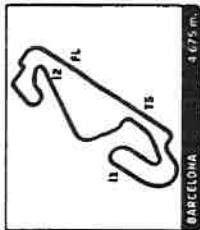
Clasificación Final

Nº Píjoto	Nac	Equipo	Coche	Cl.	Vts.	Tiempo Total	Dif.	Km/h	Mejor Vuelta		
									Vt.	Tiempo Km/h	
1	6	Jordi PUIG HERRERA	Ford GT 40 1965	PRO	12	26:43.521	-	125.6	8	2:05.110	134.5
2	16	Ricardo PEREIRA	Ford Escort RS2000 1980	AM	12	26:56.835	+13.314	124.6	4	2:13.786	125.8
3	15	Albert MONTIELLO TONALI	BMW M3 1995	PRO	12	27:19.521	+36.000	122.9	3	2:15.453	124.2
4	12	Dan JIMENEZ CANO	Honda Civic 1992	AM	12	27:33.634	+50.113	121.8	5	2:16.187	124.5
5	17	Nuno BREDA	Ford Escort RS2000 1971	AM	12	27:34.867	+51.346	121.7	3	2:15.911	123.8
6	124	Marc GARCIA ROJALS	Honda Civic 1992	AM	12	27:49.499	+1:05.978	120.7	8	2:17.257	122.6
7	90	Toni GARCIA COMA	Honda Civic 1992	AM	12	27:50.301	+1:06.780	120.6	2	2:17.774	122.2
8	14	Vicente G. VALLES	Audi TT 1999	AM	12	28:16.819	+1:33.298	118.7	4	2:20.074	120.2
9	19	Manuel TRILLES DE CARVALHO	Ford Escort RS2000 1971	AM	12	28:19.649	+1:36.148	118.5	12	2:19.279	120.8
10	10	Antonio CUBERO LLABRÉS	Porsche 968 1993	PRO	12	28:56.619	+2:13.098	116.0	12	2:21.980	118.5
11	11	Jose LLAMAS TORRUELLA	Porsche 968 1993	AM	12	28:57.895	+2:14.374	115.9	7	2:20.873	119.5
12	18	Santiago DONGIL	Mazda MX-5 Cup 1997	AM	12	29:13.089	+2:31.568	113.0	8	2:23.579	117.2
13	1	Carlos BELTRAN ANDREU	Volkswagen Golf GTI MQ2 2.0 av 1994	SUPS	11	27:37.604		112.0	5	2:27.548	114.1
14	4	Marc BARNÉS GUTIERREZ	Porsche 911 2.0 1965	P45	11	28:02.950		109.7	7	2:29.928	112.3
15	2	Lluís PORTAL CANIVELL	Nissan Sunny GTI 1990	SUPS	11	28:05.919		109.5	5	2:30.069	112.1

— No salidos

- 7 Francesc GUTIERREZ AGÜI
- 9 Jordi PREMAETA SABATELL

Pole:	Jordi PUIG HERRERA	2:04.978	134.7 Km/h
Vuelta rápida:	Jordi PUIG HERRERA	2:05.110	134.5 Km/h



OPEN OLDTIMER
CIRCUIT DE BARCELONA - CATALUNYA
 Carrera 1 (12 Vts., 56.0 km. / Max. 30 Minutos)

Clasificación Final

Nº	Piloto	Nac	Equipo	Coche	Cl.	Vts.	Tiempo Total	Dif.	Km/h	Mejor Vuelta		
										Vlt.	Tiempo Km/h	
1	Jordi PUIG HERRERA	ESP	Jordi Puig Herrera	Ford GT 40 1965	PRO	12	25:59.654	-	130.8	4	2:06.233	133.3
2	Ricardo PEREIRA	ESP	Ricardo Pereira	Ford Escort RS2000 1980	AM	12	27:01.989	+1:22.335	124.2	4	2:13.853	125.7
3	Alejo MONTENEGRO TOMAS	ESP	Escuderia Costa Brava	BMW M3 1995	PRO	12	27:12.664	+1:33.010	123.4	3	2:15.406	124.3
4	Dan JIMENEZ CANO	ESP	Efi Car	Honda Civic 1992	AM	12	27:23.499	+1:43.845	122.6	7	2:15.722	124.0
5	Marc GARCIA ROJALS	ESP	Marc Garcia Rojals	Honda Civic 1992	AM	12	27:24.133	+1:44.479	122.5	12	2:15.549	124.2
6	Nuno BREDA	ESP	Nuno Breda	Ford Escort RS2000 1971	AM	12	27:26.911	+1:47.257	122.3	5	2:16.018	123.7
7	Toni GARCIA COMA	ESP	TH Trucks Team	Honda Civic 1992	AM	12	27:27.520	+1:47.866	122.3	6	2:15.915	123.8
8	Joaquín REBELO MARTINS	PRT	Manuel Telles de Carvalho	Ford Escort RS2000 1971	AM	12	27:55.009	+2:15.355	120.3	4	2:17.367	122.5
9	Vicente G. VALLES	ESP	FRC Competición	Audi TT 1999	AM	11	25:55.334	-	118.7	4	2:19.289	120.8
10	Antonio CUBERO LLABRÉS	ESP	Escuderia Alcantara	Porsche 968 1993	PRO	11	26:22.424	-	116.7	7	2:22.225	116.3
11	Santiago DONGIL	ESP	Escuderia Alcantara	Volkswagen Golf GTI MK2 2.0 8V 1994	SUPS	11	26:29.063	-	116.2	7	2:21.867	116.6
12	José LLAMAS TORRUELLA	ESP	Skualo Competición	Mazda MX-5 Cup 1997	AM	11	26:36.518	-	115.6	10	2:21.848	116.6
13	Jordi PRENAPETA SABATELL	ESP	Escuderia Alcantara	Porsche 911 ST 2.5 1972	PRO	11	26:47.889	-	114.8	8	2:23.292	117.5
14	Carlos BELTRAN ANDREU	ESP	Escuderia Alcantara	Porsche 911 2.0 1965	PRO	11	27:02.771	-	113.8	2	2:23.772	117.1
15	Lluís PORTAL CANIVELL	ESP	Escuderia Alcantara	Porsche 911 1968	PRO	10	25:47.067	-	108.5	5	2:32.111	110.6
16	Marc BARNÉS GUTIÉRREZ	ESP	Esc Costa Daurada	Nissan Sunny GTI 1990	SUPS	9	27:17.389	-	92.2	2	2:28.192	113.6

— No clasificados

7 Francisco GUTIERREZ AGUI

PCR Sport

Ford Escort RS2000 1976

AM

7:21.215

2 2:22.118 118.4

Pole:

Jordi PUIG HERRERA

134.7 Km/h

Vuelta rápida:

Vlt.4

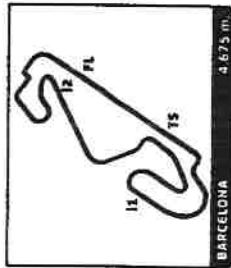
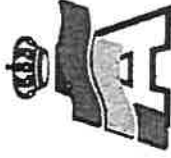
Jordi PUIG HERRERA

2:04.981

133.3 Km/h

V-LINE DRG.

GT-CER
CAMPEONATO DE ESPAÑA RESISTENCIA



GT - CER
CIRCUIT DE BARCELONA - CATALUNYA
Carrera (2 Horas +1 Vlt.)

Clasificación Final

Nº Pilotos	Equipo	Coche	Cl.	Vlts.	Tiempo Total	Dif. Km/h	Vlt. Tiempo	Km/h	Mejor Vuelta	
									Vlt.	Tiempo
1	717 C. EUSER (JF)	Cor Euser		57	2:03:25.173		129.5	20	1:52.352	149.8
2	125 A. SANTIAGO INFANTE (JH) / A. SAINERO INFANTE (JH)	E2P Esc. Española Pilotos	GPX	56	2:03:26.447	1 Vlt.	127.2	27	1:53.220	148.6
3	105 L. RECUENCO ALCANIZ (JF)	Porsche 991 Cup GEN 2	PC	56	2:03:36.607	1 Vlt.	127.0	36	1:52.087	150.2
4	108 J. DE MARTIN MUÑOZ (JH) / N. MONTSERRAT SIMÓ	C.D.E. GPR SPORT	PC	56	2:04:14.725	1 Vlt.	126.4	50	1:54.943	146.4
5	130 L. MENDEIETA SOLA (JF) / J. FUSEI SALA	NM Racing Team	GPR	56	2:04:19.376	1 Vlt.	126.3	44	1:55.777	145.4
6	115 P. BIAS SILVERO / F. GONZALEZ GONZALEZ	Motor Club Sabadell	GPR	56	2:05:42.161	1 Vlt.	124.9	15	1:53.834	147.8
7	28 J. GENÉ GUERRERO / E. GENÉ CASANOVAS	Escudería Farrán	PC	55	2:03:31.070	2 Vlts.	124.8	39	1:57.414	143.3
8	10 J. FERREIRA DA COSTA SILVA / P. FERREIRA DA SILVA	Montlau Competición	D1	54	2:03:38.306	3 Vlts.	122.4	16	1:59.569	140.8
9	81 J. DE LOS MILAGROS / N. MARTI MARTI (Dolij)	Veloso Motorsport	D1	54	2:04:30.464	3 Vlts.	121.6	9	1:59.128	141.3
10	164 P. ARRAOU (JF) / F. BILLON (JF)	Promotion Motorsport	D1	54	2:04:49.894	3 Vlts.	121.3	29	2:00.429	139.8
11	54 P. BAY / B. RAFOLS PAZ (Da)	Pierre Arraou	GPR	54	2:05:31.459	3 Vlts.	120.6	18	2:00.647	139.5
12	21 M. GÓMEZ GUILLEN / P. SILVERO CASTILLA	Audi R8 GT4	D1	53	2:04:11.689	4 Vlts.	119.6	14	2:03.449	136.3
13	32 L. PUITGMAL / N. LE NAOUR	Montlau Competición	D1	52	2:04:22.942	5 Vlts.	117.2	39	2:08.119	131.4
14	12 J. CAMPOS TOÍMIL	Escudería Farrán	D4	52	2:05:38.282	5 Vlts.	116.0	14	2:09.819	129.6
15	14 H. VAN ZOEST (JF) / M. LANNIPEUDENK	Club Jarama Sport	D5	51	2:03:31.299	6 Vlts.	115.7	22	2:09.500	130.0
16	20 A. IRIAS ESTRADA (H) / N. ABELA ROMERO (H)	Peña Autocross Arteixo	D5	51	2:03:33.803	6 Vlts.	115.7	33	2:07.923	131.6
17	18 J. LÓPEZ VALDIELSO (JH) / A. RODRIGUEZ SASTRE	Skualo Competición	D5	51	2:03:46.760	6 Vlts.	115.5	28	2:08.350	131.1
18	50 H. HERNÁNDEZ BENTO / B. HERNÁNDEZ NICOLAS	CD Pleamar Sport	D4	51	2:03:55.459	6 Vlts.	115.4	16	2:04.030	135.7
19	127 J. GLEICHBERG (JF)	RACE	D3	49	1:56:11.962	8 Vlts.	118.2	16	2:03.915	135.8
20	19. SMÖRG / F. MACIAS AMORES	Per Sport	GPR	48	2:04:57.630	9 Vlts.	107.7	14	2:05.183	134.4
21	103 F. GUTIÉRREZ AGÜI / D. JIMÉNEZ CANO	Promotion Motorsport	D3	45	2:03:43.279	12 Vlts.	102.0	14	1:58.033	142.6
No clasificados										
135	A. FONTES BLANCO / A. SANABRIA CRESPO	Escudería Farrán	GPX	22	52:11.6.558			9	1:54.394	147.1
26	A. PARRA MARTINELI (JH) / V. DASI MARTINEZ DE VALLEJO	Per Sport	D1	9	24:46.082			9	2:00.342	139.9
107	J. MAYOLA.COMADIRA (JF)	Per Sport	GT3	8	22:41.738			8	2:01.334	138.7
114	M. VAN NOSTRUM	Escudería Farrán	PC	1	2:00.563					
111	D. CAMERERO ORTEGA / P. TELEGUI YRABAR	Club Deportivo DAGO	PC	1	2:01.490					
No salidos										
112	A. GOMEZ / P. GRUAU (JF)	Philippe Gruau	GPX							

Pole:

Vlt. 36 Luis J. RECUENCO ALCANIZ (JF)

1:52.087

150.2 Km/h